

Description

High performance semi-lightweight polyester putty can be used as filling or finishing putty. Green colour enables better surface assessment after sanding due to colour contrast between sanded and unsanded putty. It is easy to apply and to sand with fine-grained sanding papers, beginning P180 or P240.




Features & Benefits

- better surface assessment after sanding due to colour contrast,
- excellent sanding, beginning with P180,
- no clogging of sanding paper after 20 minutes from application,
- adhesion to various substrates (steel, galvanized steel, aluminium, polyester laminates, old paint...),
- very easy to spread,
- can be used as filling and fine putty,
- non-porous, smooth surface,
- specific weight 1,43 kg/L;

Substrate preparation

Surfaces to be treated must be clean, dry, rust-free and grease-free. Optimal adhesion can be achieved on well abraded surface. For aluminium and galvanized steel, use matting pad+matting paste to improve adhesion.

Application data

	Mixing ratio	<table border="0"> <tr> <td>6130 B13 Multi-Green</td> <td>100 (by weight)</td> </tr> <tr> <td>6065 Putty hardener</td> <td>2 – 3 % (do not overdose)</td> </tr> </table>	6130 B13 Multi-Green	100 (by weight)	6065 Putty hardener	2 – 3 % (do not overdose)
6130 B13 Multi-Green	100 (by weight)					
6065 Putty hardener	2 – 3 % (do not overdose)					
<p>Mix the putty and hardener thoroughly until the colour is even. Do not overdose! Excessive quantity of hardener can cause colour change on the topcoat.</p>						
	Application	<table border="0"> <tr> <td>Usage temperature</td> <td>min 10 °C/50 °F</td> </tr> </table>	Usage temperature	min 10 °C/50 °F		
Usage temperature	min 10 °C/50 °F					
	Drying	<table border="0"> <tr> <td>Ready to sand (20 °C/68 °F)</td> <td>20 min</td> </tr> <tr> <td>Pot life (20 °C/68 °F)</td> <td>3 – 4 min</td> </tr> </table>	Ready to sand (20 °C/68 °F)	20 min	Pot life (20 °C/68 °F)	3 – 4 min
Ready to sand (20 °C/68 °F)	20 min					
Pot life (20 °C/68 °F)	3 – 4 min					
<p>It is not recommended to used IR or any other high temperature drying equipment if the temperature control is not possible, while the maximum temperature for drying of the putty is 45°C/113°F.</p>						



Sanding P180 – 240 (small repairs, lower thickness of putty)
Only dry sanding P120 (higher thickness of putty)

Complementary products

6065 Putty hardener

Prod. Nr.	Description	Volume	Packaging Box
6130-1	Green	1 L	6

Hardener included in the packaging.

VOC

VOC 2004/42/IIB(c) (250) <120

Shelf life

Min. 12 months from the production date under normal storage conditions and unopened can.

Additional Information

FOR PROFESSIONAL USE ONLY!

Always read the instructions.

IMPORTANT: This product contains hazardous substances at work so it is necessary to always use/wear appropriate protective equipment. For further instructions, check the label on the product and safety data sheet. A person who uses the product for any purpose other than recommended in this technical data sheet, acts at his own risk. It is the user's responsibility to take all necessary steps to fulfil the local legislation.

Materials described are designed for application by professional, trained personnel using proper equipment and are not intended for sale to the general public.

Information and methods described are based on the best information and practices known to us and serve merely as guidelines for optimal use, without liability to performance, results or fitness for any intended use. We do not accept any responsibility for the behaviour of the product or damage arising from the use of the product. Before using the product, the user must check if this is the latest version.

All products mentioned in this data sheet are trademarks owned by Silco. All products mentioned in this data sheet are trademarks owned by Silco. For further questions please contact the company Silco d.o.o..